

Inheritance and polymorphism

Are superclass's Constructor Inherited?

No. They are not inherited.

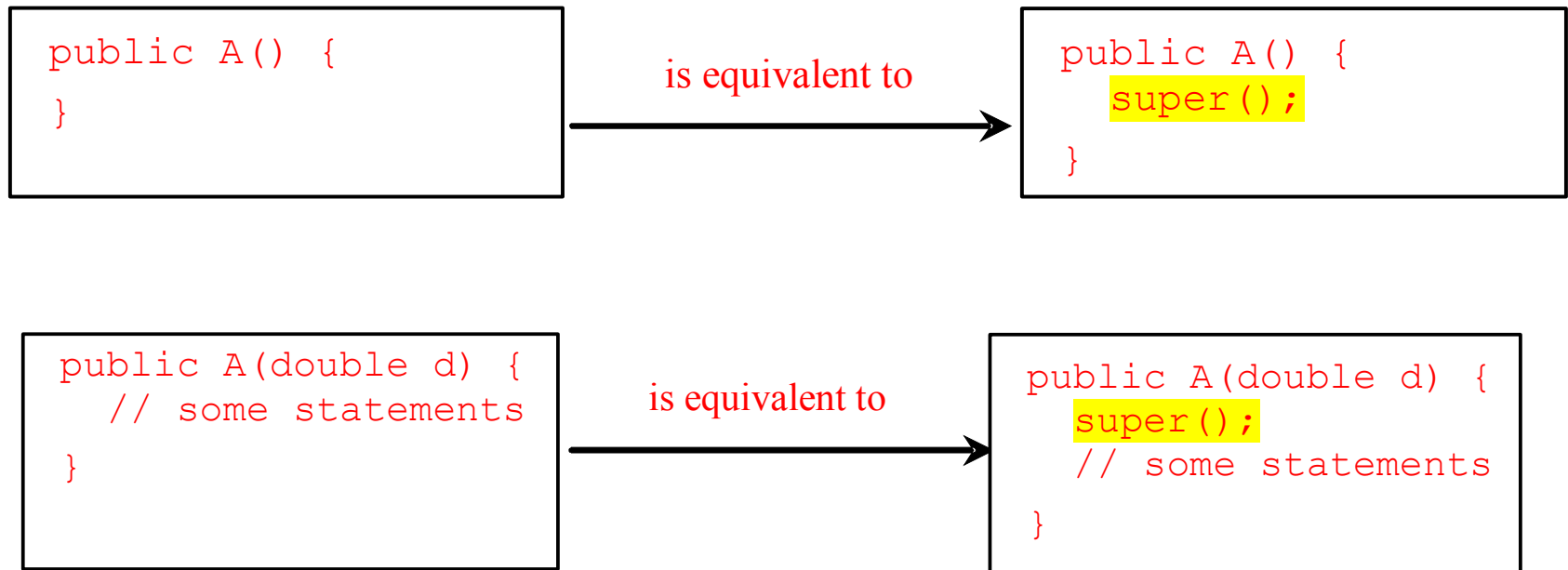
They are invoked explicitly or implicitly.

Explicitly using the super keyword.

A constructor is used to construct an instance of a class. Unlike properties and methods, a superclass's constructors are not inherited in the subclass. They can only be invoked from the subclasses' constructors, using the keyword super. *If the keyword super is not explicitly used, the superclass's default constructor is automatically invoked.*

Superclass's Constructor Is Always Invoked

A constructor may invoke an overloaded constructor or its superclass's constructor. If none of them is invoked explicitly, the compiler puts super() as the first statement in the constructor. For example,



Using the Keyword `super`

The keyword `super` refers to the superclass of the class in which `super` appears. This keyword can be used in two ways:

- ◆ To call a superclass constructor
- ◆ To call a superclass method

CAUTION

You must use the keyword super to call the superclass constructor. Invoking a superclass constructor's name in a subclass causes a syntax error. Java requires that the statement that uses the keyword super appear first in the constructor.

Constructor Chaining

Constructing an instance of a class invokes all the superclasses' constructors along the inheritance chain. This is known as *constructor chaining*.

```
public class Faculty extends Employee {
    public static void main(String[] args) {
        new Faculty();
    }

    public Faculty() {
        System.out.println("(4) Faculty's default constructor is invoked");
    }
}

class Employee extends Person {
    public Employee() {
        this("(2) Invoke Employee's overloaded constructor");
        System.out.println("(3) Employee's default constructor is invoked");
    }

    public Employee(String s) {
        System.out.println(s);
    }
}

class Person {
    public Person() {
        System.out.println("(1) Person's default constructor is invoked");
    }
}
```

Trace Execution


```
public class Faculty extends Employee {  
    public static void main(String[] args) {  
        new Faculty();  
    }  
  
    public Faculty() {  
        System.out.println("(4) Faculty's default constructor is invoked");  
    }  
}
```

1. Start from the main method

```
class Employee extends Person {  
    public Employee() {  
        this("(2) Invoke Employee's overloaded constructor");  
        System.out.println("(3) Employee's default constructor is invoked");  
    }  
  
    public Employee(String s) {  
        System.out.println(s);  
    }  
}  
  
class Person {  
    public Person() {  
        System.out.println("(1) Person's default constructor is invoked");  
    }  
}
```

Trace Execution

```
public class Faculty extends Employee {  
    public static void main(String[] args) {  
        new Faculty();  
    }  
      
    public Faculty() {  
        System.out.println("(4) Faculty's default constructor is invoked");  
    }  
}  
  
class Employee extends Person {  
    public Employee() {  
        this("(2) Invoke Employee's overloaded constructor");  
        System.out.println("(3) Employee's default constructor is invoked");  
    }  
  
    public Employee(String s) {  
        System.out.println(s);  
    }  
}  
  
class Person {  
    public Person() {  
        System.out.println("(1) Person's default constructor is invoked");  
    }  
}
```



Trace Execution

```
public class Faculty extends Employee {  
    public static void main(String[] args) {  
        new Faculty();  
    }  
      
    public Faculty() {  
        System.out.println("(4) Faculty's default constructor is invoked");  
    }  
}  
  
class Employee extends Person {  
    public Employee() {  
        this("(2) Invoke Employee's overloaded constructor");  
        System.out.println("(3) Employee's default constructor is invoked");  
    }  
  
    public Employee(String s) {  
        System.out.println(s);  
    }  
}  
  
class Person {  
    public Person() {  
        System.out.println("(1) Person's default constructor is invoked");  
    }  
}
```

3. Invoke Employee's default constructor

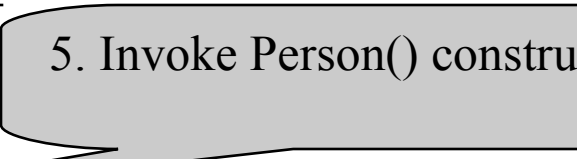
Trace Execution

```
public class Faculty extends Employee {  
    public static void main(String[] args) {  
        new Faculty();  
    }  
      
    public Faculty() {  
        System.out.println("(4) Faculty's default constructor is invoked");  
    }  
}  
  
class Employee extends Person {  
    public Employee() {  
        this("(2) Invoke Employee's overloaded constructor");  
        System.out.println("(3) Employee's default constructor is invoked");  
    }  
      
    public Employee(String s) {  
        System.out.println(s);  
    }  
}  
  
class Person {  
    public Person() {  
        System.out.println("(1) Person's default constructor is invoked");  
    }  
}
```






4. Invoke Employee(String)
constructor


Trace Execution

```
public class Faculty extends Employee {  
    public static void main(String[] args) {  
        new Faculty();  
    }  
    public Faculty() {  
        System.out.println("(4) Faculty's default constructor is invoked");  
    }  
}  
  
class Employee extends Person {  
    public Employee() {  
        this("(2) Invoke Employee's overloaded constructor");  
        System.out.println("(3) Employee's default constructor is invoked");  
    }  
    public Employee(String s) {  
        System.out.println(s);  
    }  
}  
  
class Person {  
    public Person() {  
        System.out.println("(1) Person's default constructor is invoked");  
    }  
}
```



Trace Execution


```
public class Faculty extends Employee {  
     public static void main(String[] args) {  
        new Faculty();  
    }  
      
    public Faculty() {  
        System.out.println("(4) Faculty's default constructor is invoked");  
    }  
}  
  
class Employee extends Person {  
     public Employee() {  
        this("(2) Invoke Employee's overloaded constructor");  
        System.out.println("(3) Employee's default constructor is invoked");  
    }  
      
    public Employee(String s) {  
        System.out.println(s);  
    }  
}  
  
class Person {  
     public Person() {  
        System.out.println("(1) Person's default constructor is invoked");  
    }  
}
```



6. Execute println

Trace Execution

```
public class Faculty extends Employee {  
    public static void main(String[] args) {  
        new Faculty();  
    }  
  
    public Faculty() {  
        System.out.println("(4) Faculty's default constructor is invoked");  
    }  
}  
  
class Employee extends Person {  
    public Employee() {  
        this("(2) Invoke Employee's overloaded constructor");  
        System.out.println("(3) Employee's default constructor is invoked");  
    }  
  
    public Employee(String s) {  
        System.out.println(s);  
    }  
}  
  
class Person {  
    public Person() {  
        System.out.println("(1) Person's default constructor is invoked");  
    }  
}
```



Trace Execution

```
public class Faculty extends Employee {  
    public static void main(String[] args) {  
        new Faculty();  
    }  
      
    public Faculty() {  
        System.out.println("(4) Faculty's default constructor is invoked");  
    }  
}  
  
class Employee extends Person {  
    public Employee() {  
        this("(2) Invoke Employee's overloaded constructor");  
        System.out.println("(3) Employee's default constructor is invoked");  
    }  
  
    public Employee(String s) {  
        System.out.println(s);  
    }  
}  
  
class Person {  
    public Person() {  
        System.out.println("(1) Person's default constructor is invoked");  
    }  
}
```



8. Execute println

Trace Execution

```
public class Faculty extends Employee {  
    public static void main(String[] args) {  
        new Faculty();  
    }  
  
    public Faculty() {  
        System.out.println("(4) Faculty's default constructor is invoked");  
    }  
}  
  
class Employee extends Person {  
    public Employee() {  
        this("(2) Invoke Employee's overloaded constructor");  
        System.out.println("(3) Employee's default constructor is invoked");  
    }  
  
    public Employee(String s) {  
        System.out.println(s);  
    }  
}  
  
class Person {  
    public Person() {  
        System.out.println("(1) Person's default constructor is invoked");  
    }  
}
```

9. Execute println

Example on the Impact of a Superclass without default Constructor

Find out the errors in the program:

```
public class Apple extends Fruit {  
}  
  
class Fruit {  
    public Fruit(String name) {  
        System.out.println("Fruit's constructor is invoked");  
    }  
}
```


Defining a Subclass

A subclass inherits from a superclass. You can also:

- ◆ Add new properties
- ◆ Add new methods
- ◆ Override the methods of the superclass

NOTE

An instance method can be overridden only if it is accessible. Thus a private method cannot be overridden, because it is not accessible outside its own class. If a method defined in a subclass is private in its superclass, the two methods are completely unrelated.

NOTE

Like an instance method, a static method can be inherited. However, a static method cannot be overridden. If a static method defined in the superclass is redefined in a subclass, the method defined in the superclass is hidden.

Overriding vs. Overloading

```
public class Test {  
    public static void main(String[] args) {  
        A a = new A();  
        a.p(10);  
        a.p(10.0);  
    }  
}  
  
class B {  
    public void p(double i) {  
        System.out.println(i * 2);  
    }  
}  
  
class A extends B {  
    // This method overrides the method in B  
    public void p(double i) {  
        System.out.println(i);  
    }  
}
```

```
public class Test {  
    public static void main(String[] args) {  
        A a = new A();  
        a.p(10);  
        a.p(10.0);  
    }  
}  
  
class B {  
    public void p(double i) {  
        System.out.println(i * 2);  
    }  
}  
  
class A extends B {  
    // This method overloads the method in B  
    public void p(int i) {  
        System.out.println(i);  
    }  
}
```

Polymorphism

Polymorphism means that a variable of a supertype can refer to a subtype object.

A class defines a type. A type defined by a subclass is called a *subtype*, and a type defined by its superclass is called a *supertype*. Therefore, you can say that **Circle** is a subtype of **GeometricObject** and **GeometricObject** is a supertype for **Circle**.

Polymorphism, Dynamic Binding and Generic Programming

```
public class PolymorphismDemo {  
    public static void main(String[] args) {  
        m(new GraduateStudent());  
        m(new Student());  
        m(new Person());  
        m(new Object());  
    }  
  
    public static void m(Object x) {  
        System.out.println(x.toString());  
    }  
}
```

```
class GraduateStudent extends Student {  
}
```

```
class Student extends Person {  
    public String toString() {  
        return "Student";  
    }  
}
```

```
class Person extends Object {  
    public String toString() {  
        return "Person";  
    }  
}
```


Method m takes a parameter of the Object type. You can invoke it with any object.

An object of a subtype can be used wherever its supertype value is required. This feature is known as *polymorphism*.

When the method m(Object x) is executed, the argument x's toString method is invoked. x may be an instance of GraduateStudent, Student, Person, or Object. Classes GraduateStudent, Student, Person, and Object have their own implementation of the toString method. Which implementation is used will be determined dynamically by the Java Virtual Machine at runtime. This capability is known as *dynamic binding*.

Dynamic Binding

Dynamic binding works as follows: Suppose an object o is an instance of classes C_1, C_2, \dots, C_{n-1} , and C_n , where C_1 is a subclass of C_2 , C_2 is a subclass of C_3 , ..., and C_{n-1} is a subclass of C_n . That is, C_n is the most general class, and C_1 is the most specific class. In Java, C_n is the Object class. If o invokes a method p , the JVM searches the implementation for the method p in C_1, C_2, \dots, C_{n-1} and C_n , in this order, until it is found. Once an implementation is found, the search stops and the first-found implementation is invoked.



Since o is an instance of C_1 , o is also an instance of C_2, C_3, \dots, C_{n-1} , and C_n

Method Matching vs. Binding

Matching a method signature and binding a method implementation are two issues. The compiler finds a matching method according to parameter type, number of parameters, and order of the parameters at compilation time. A method may be implemented in several subclasses. The Java Virtual Machine dynamically binds the implementation of the method at runtime.

Generic Programming

```
public class PolymorphismDemo {
    public static void main(String[] args) {
        m(new GraduateStudent());
        m(new Student());
        m(new Person());
        m(new Object());
    }

    public static void m(Object x) {
        System.out.println(x.toString());
    }
}

class GraduateStudent extends Student {
}

class Student extends Person {
    public String toString() {
        return "Student";
    }
}

class Person extends Object {
    public String toString() {
        return "Person";
    }
}
```

Polymorphism allows methods to be used generically for a wide range of object arguments. This is known as generic programming. If a method's parameter type is a superclass (e.g., `Object`), you may pass an object to this method of any of the parameter's subclasses (e.g., `Student` or `String`). When an object (e.g., a `Student` object or a `String` object) is used in the method, the particular implementation of the method of the object that is invoked (e.g., `toString`) is determined dynamically.


Casting Objects

You have already used the casting operator to convert variables of one primitive type to another. *Casting* can also be used to convert an object of one class type to another within an inheritance hierarchy. In the preceding section, the statement

```
m(new Student());
```

assigns the object `new Student()` to a parameter of the `Object` type. This statement is equivalent to:

```
Object o = new Student(); // Implicit casting  
m(o);
```



The statement `Object o = new Student()`, known as implicit casting, is legal because an instance of `Student` is automatically an instance of `Object`.

Why Casting Is Necessary?

Suppose you want to assign the object reference `o` to a variable of the `Student` type using the following statement:

```
Student b = o;
```

A compile error would occur. Why does the statement **`Object o = new Student()`** work and the statement **`Student b = o`** doesn't? This is because a `Student` object is always an instance of `Object`, but an `Object` is not necessarily an instance of `Student`. Even though you can see that `o` is really a `Student` object, the compiler is not so clever to know it. To tell the compiler that `o` is a `Student` object, use an explicit casting. The syntax is similar to the one used for casting among primitive data types. Enclose the target object type in parentheses and place it before the object to be cast, as follows:

```
Student b = (Student)o; // Explicit casting
```

Casting from Superclass to Subclass

Explicit casting must be used when casting an object from a superclass to a subclass. This type of casting may not always succeed.

```
Apple x = (Apple) fruit;
```

```
Orange x = (Orange) fruit;
```

The instanceof Operator

Use the instanceof operator to test whether an object is an instance of a class:

```
Object myObject = new Circle();  
... // Some lines of code  
/** Perform casting if myObject is an instance of  
    Circle */  
if (myObject instanceof Circle) {  
    System.out.println("The circle diameter is " +  
        ((Circle)myObject).getDiameter());  
    ...  
}
```

TIP

To help understand casting, you may also consider the analogy of fruit, apple, and orange with the Fruit class as the superclass for Apple and Orange. An apple is a fruit, so you can always safely assign an instance of Apple to a variable for Fruit. However, a fruit is not necessarily an apple, so you have to use explicit casting to assign an instance of Fruit to a variable of Apple.

The equals Method

The `equals()` method compares the contents of two objects. The default implementation of the `equals` method in the `Object` class is as follows:

```
public boolean equals(Object obj) {
```

For example, the `equals` method is overridden in the `Circle` class.

```
public boolean equals(Object o) {  
    if (o instanceof Circle) {  
        return radius == ((Circle)o).radius;  
    }  
    else  
        return false;  
}
```

NOTE

The `==` comparison operator is used for comparing two primitive data type values or for determining whether two objects have the same references. The `equals` method is intended to test whether two objects have the same contents, provided that the method is modified in the defining class of the objects. The `==` operator is stronger than the `equals` method, in that the `==` operator checks whether the two reference variables refer to the same object.