

## How to join a session

Livia Campo, Johannes Hofscheier, and Katharina Jochemko

We use Microsoft Teams to host our reading group. You should have been added to the Nottingham “Algebraic Geometry Group”. This comes with many benefits: for example, only members of the “team” can access the chat and content in our channel. If you are not a member yet or you wish to change your email address, please email [Johannes](mailto:johannes@people.kth.se).

We recommend downloading the app and logging in to the channel with the email you provided for the best experience. However, you can also join sessions as a guest. Here are instructions how to do that. We recommend using the reading group’s webpage at

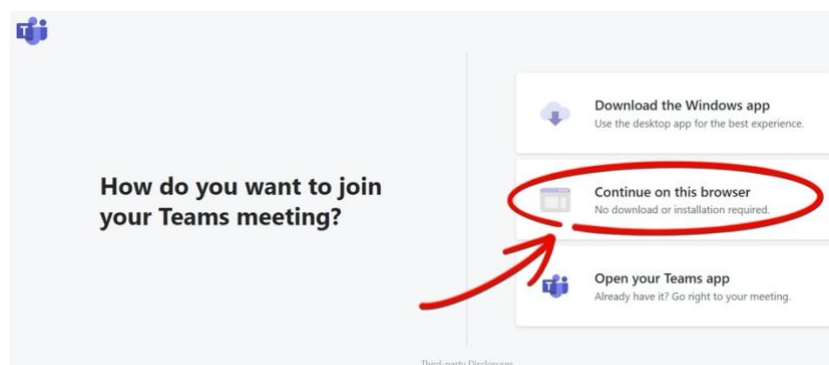
<https://people.kth.se/~jochemko/Tropical.html>.

If you scroll down, you should see the reading group’s schedule:

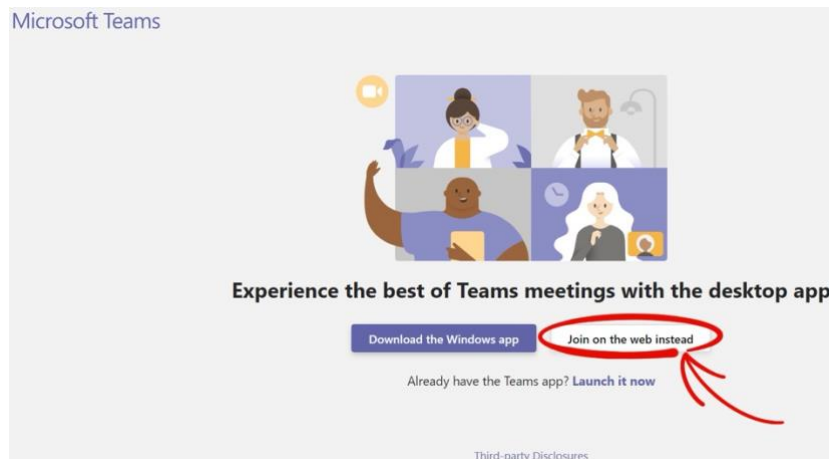
### Schedule (tentative)

All	August 17	Welcome/Test session	<a href="#">Link</a>
Katharina	August 24	I: 1.1-1.3	<a href="#">Link</a>
Leonid	August 31	II: 1.1-1.4; 2.1-2.4	<a href="#">Link</a>
Aryaman	September 7	I: 1.4+1.5+2.1	<a href="#">Link</a>
Giulia	September 14	I: 2.2	<a href="#">Link</a>
Florian	September 21	I: 2.3-2.7	<a href="#">Link</a>
Girtrude	September 28	I: 3.1-3.3	<a href="#">Link</a>
Maria	October 5	I: 3.4-3.6	<a href="#">Link</a>
Leonardo	October 12	I: 3.7-3.9	<a href="#">Link</a>
Dani	October 19	I: 3.10-3.11	<a href="#">Link</a>

Click on “**Link**” in the last column of the session you want to join. This opens a new window in your browser which should look something like this:



Or it could look like this:

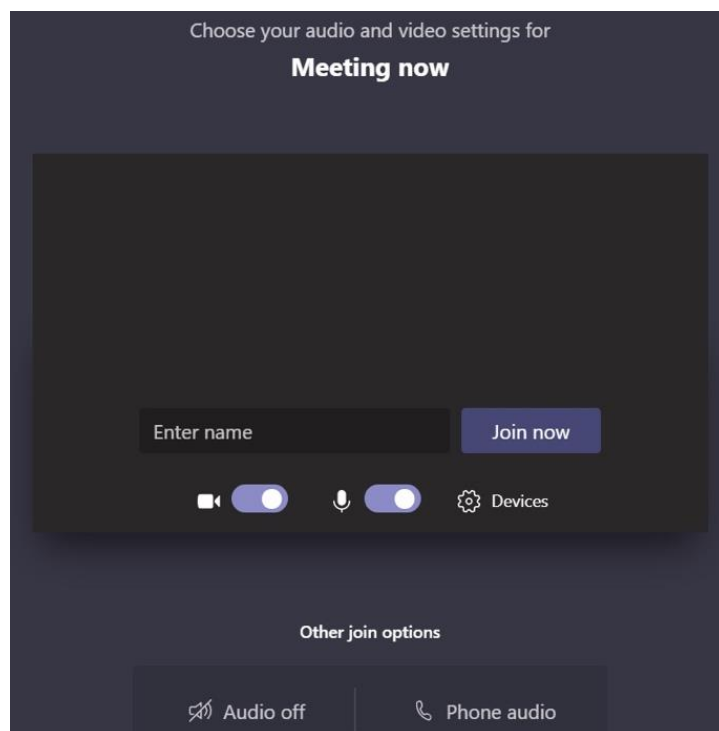


To check the list of web browsers supported by MS Teams, please follow this link:

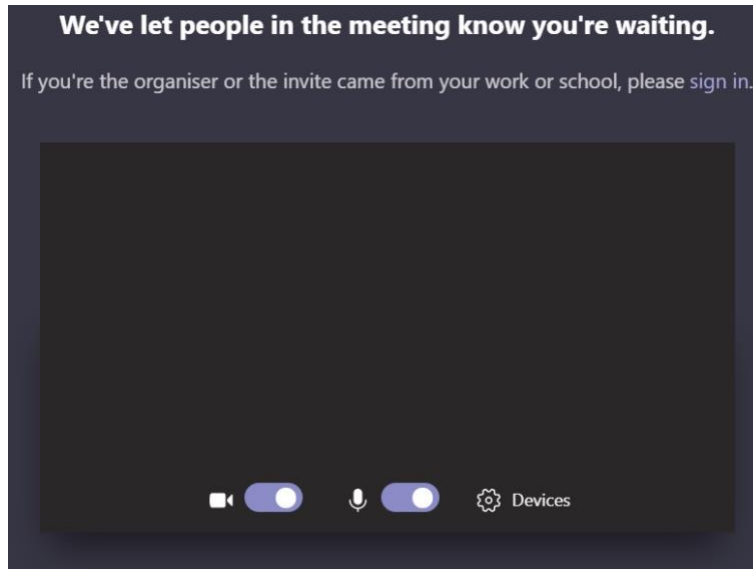
<https://docs.microsoft.com/en-us/microsoftteams/limits-specifications-teams#browsers>

Please check the column “**Meetings – audio, video, and sharing**”. If your browser is supported by Teams, click on “Continue on this browser” or “Join on the web instead”. However, if you use a different browser, you need to download the Teams-app. The **Teams app is supported on all major operating systems, including Windows, macOS, Linux, Android, and iOS.**

This guide assumes that you continue within the web browser. You might be asked if it’s okay for Teams to use your mic and camera. Please allow this, so you’ll be seen and heard in the talk. After clicking “Continue on this browser” or “Join on the web instead”, you should see a page which looks similar to the following one:



Enter a name which determines how you appear in the list of participants. We suggest using your first name and last name initial. Choose your audio and video settings and hit “Join now”. This will bring you to the meeting lobby.



Please be patient. One of the organisers will admit you as soon as possible.

---

*– Welcome to the reading group's session –*

---